



**How to enroll:**

Go to <https://purchasealerts.visa.com/vca-web/check> to check your card eligibility and start the registration process. To check your card eligibility, enter the first 9 digits of your Visa Credit or Debit Card.



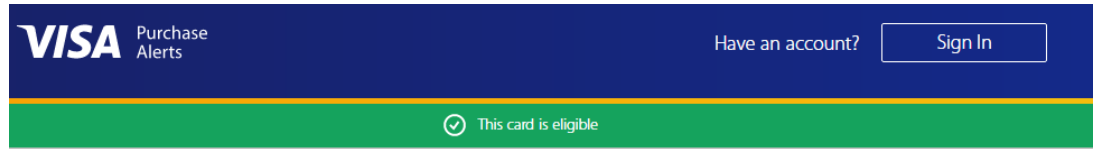
# Sign up for Visa Purchase Alerts

Check if your card is eligible.

Enter First 9 digits  
Enter First 9 digits

Check Eligibility >

If your card is eligible, you will see a green “Success” dropdown and be asked to **create your account**. This is the account you will use to add new Visa Credit and Debit cards, establish your alert settings and view alert history.



# Create your account

First Name  Last Name

Email Address

Username

Create Password  Show

I agree to the [Terms and Conditions](#) and [Privacy Policy](#).

Continue >

After entering in your account information, you will receive a confirmation code via the email address you entered. Enter the code to continue.

## Confirm your Email address

To confirm your identity, we've sent a code to  
**email@email.com**  
Please enter the code to continue.

1 2 3 4 5 6

[Resend Code >](#) [Continue >](#)

[Change email address >](#)

You will then be directed to the next page to enter the complete card information and add your card to your Visa Purchase Alerts Account.

## Add your Card



Complete Card Number  
| 15 to 16 digits

Expiration Date      Security Code

Card Nickname

Billing Address

First Name      Last Name

Address 1

Address 2 (optional)

City

State      Zip Code


[Cancel >](#) [Create Account >](#)

After you add your card and click “Create Account,” you can then establish your purchase alert settings. Here, you can choose the amount of a purchase that warrants an alert, whether you would like to be alerted for a purchase made with your card outside of the United States and when a purchase is made online or by phone. You can also choose how you would like to be alerted, either by Email or Text.




**History** **Settings**


---

 Alert me when a purchase meets or exceeds this amount:  Email  Text  
Amount  
\$ 1

---

 Alert me when my card is used outside the United States  Email  Text

---

 Alert me when a purchase is made online or by phone  Email  Text

---

Your email alerts will be sent to the email address you provided when setting up your account. If you would like to receive text message alerts, check the box next to Text. A box will appear where you will click “Add” or “Later” to enter your mobile number now or at a later time.

To select text message option, please add your Mobile Number

Click Add, then enter your mobile number.

## Add a Mobile Number

Mobile Number  
| \_\_\_\_\_

Cancel > Continue >


After accepting the disclosure, you will receive a text message with a confirmation code. Enter the code to finish adding your mobile number to your account. Then, complete your alert settings and click Save Changes.

## Cards

ADD EDIT



### History Settings

-  Alert me when a purchase meets or exceeds this amount:  
Amount  
\$ 50  Email  Text
-  Alert me when my card is used outside the United States  Email  Text
-  Alert me when a purchase is made online or by phone  Email  Text

Cancel > Save Changes >